

Mounting: surface mounted

Housing: corrosion resistant aluminum

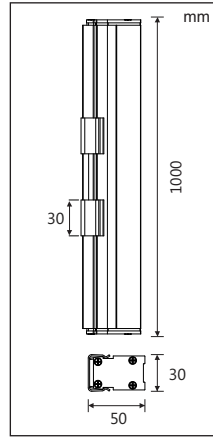

Diffuser: modified PVC

Note: * custom length is available on request

LED: 5050 SMD
LED life span: 50,000 hrs
CRI: Ra 60-95
CCT:
 CT30-3000K
 CT40-4000K
 CT50-5000K
 RGB/RGBW
Note: *Lm given in data is based on 3000K

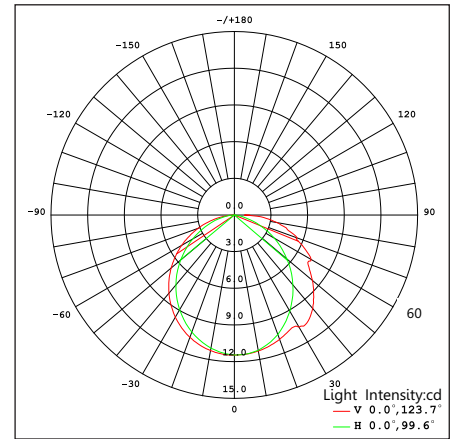
LED driver: remote
DC Volt: 24V
LED driver options:
 ND - non-dimmable
 DMX - DMX512
Nominal efficacy:
 31.5 lm/W

Application:
 outdoors:
 buildings facade lighting,
 bridges,
 cove lighting (direct/indirect), etc.
Ambient temp: -40° ~ +60°



Ref Code	Watt	LED Q-ty	Lm(±)
09.62.123.01.11.5	11.5W	48 pcs	362
09.62.123.02.15.4	15.4W	48 pcs	485

Beam Angle: 110°



Installation

