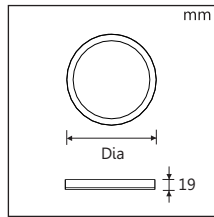



Mounting: surface mounted
Housing: aluminum
Diffuser: polycarbonate
Note: * other wattage is available on request

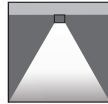
LED: SMD
CRI: >80-90
AC Volt: 220-240V
Frequency: 50/60Hz
Color temperature, K: CT27-2700K/CT30-3000K CT40-4000K/CT50-5000K CT57-5700K/CT65-6500K
Note: *Lm given in data is based on 3000k

LED driver options:
 ND - non-dimmable
 PH - phase dimmable
 010V - 0-10V dimmable
 DALI - compatible

Application:
 indoors:
 residential, hotels, schools
 kitchens, offices, class-rooms,
 corridors, lift lobbies, etc.
Ambient Temp: -20°... +50°



Ref Code	Watt	Lm(±)	Dia
02.63.119.01.12	12W	1000	220
02.63.119.02.18	18W	1500	220
02.63.120.01.24	24W	2000	330
02.63.120.02.30	30W	2500	330



Beam Angle: 120°
Note: * available with sensitive microwave inductor (MWS)



CCT changing option

